



*Citrus County  
Safe and Drug Free Schools*

2007-2008 Evaluation Report

August 2008



# Citrus County Safe and Drug Free Schools 2007-08 Evaluation Report

August 2008

**Citrus County Public  
Schools**

Regina Allegretta  
*Coordinator of Student Services*

Karen Stofcheck  
*Program Specialist  
Grant Writer*

**WellFlorida Council**

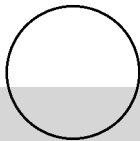
Shane Bailey  
*Associate Planner*

Sandra Carroll  
*Data and Technology Coordinator*

Jeff Feller, MSISE  
*Chief Operations Officer*

***Special Thanks***

Citrus County School Board  
Informational Services  
Educational Services  
Student Services



Prepared by WellFlorida Council, Inc.  
for Citrus County Public Schools

WellFlorida Council  
1785 NW 80th Blvd.  
Gainesville, FL 32606  
Tel: (352) 313-6500  
Fax: (352) 313-6515  
Web: [www.wellflorida.org](http://www.wellflorida.org)

# **Table of Contents**

Overview of the SDFS Evaluation Process .....	1
Introduction.....	1
Citrus County .....	1
Citrus County School District Overview .....	2
Evaluation Components .....	9
Project Alert.....	11
Recommendations:.....	12
Too Good for Drugs and Violence .....	14
Recommendations:.....	16
Second Step.....	18
Recommendations:.....	19
Link Crew .....	21
Recommendations:.....	21
WEB.....	23
Recommendations:.....	23
Summary of Recommendations.....	24
Appendix A Project Alert Survey .....	26
Appendix B Too Good for Drugs and Violence Survey.....	28
Appendix C Second Step Survey.....	30
Appendix D Link Crew Survey .....	32
Appendix E WEB Survey .....	34

# **Overview of the SDFS Evaluation Process**

## **Introduction**

The federal government has an established program to allocate money to the states to develop Safe and Drug Free Schools programs in the school systems. In Florida, these funds have been allocated to the State Department of Education (DOE). Funds went to all school districts in Florida to support the teaching of curricula that will educate children on violence and drugs and stimulate the prevention of violent activity and drug use among school-aged children. A significant portion of the funds allocated to the states were carved out and allocated competitively to school districts that demonstrate the most significant need.

In February 2008 the WellFlorida Council began working with Citrus County Public Schools (CCPS) on the planning and evaluation of the Safe and Drug Free School program activities.

This evaluation will cover programs implemented under the Florida Department of Education Project Award number 090-1038A-8CX01 for the grant period covering the 2007-2008 school year.

Since the inception of the regular SDFS programs in Citrus County Public Schools, many beneficial programs have been generated to incorporate drug, alcohol, and violence prevention programs.

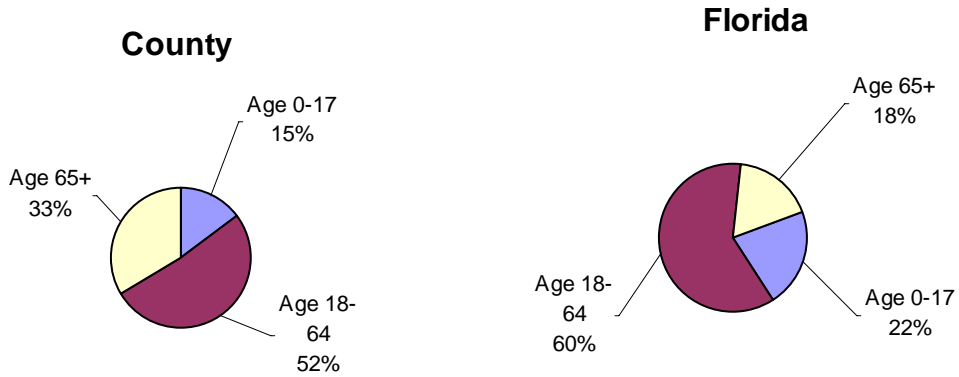
## **Citrus County**

The following tables and graphs show an overview of the Citrus County population as of 2006.

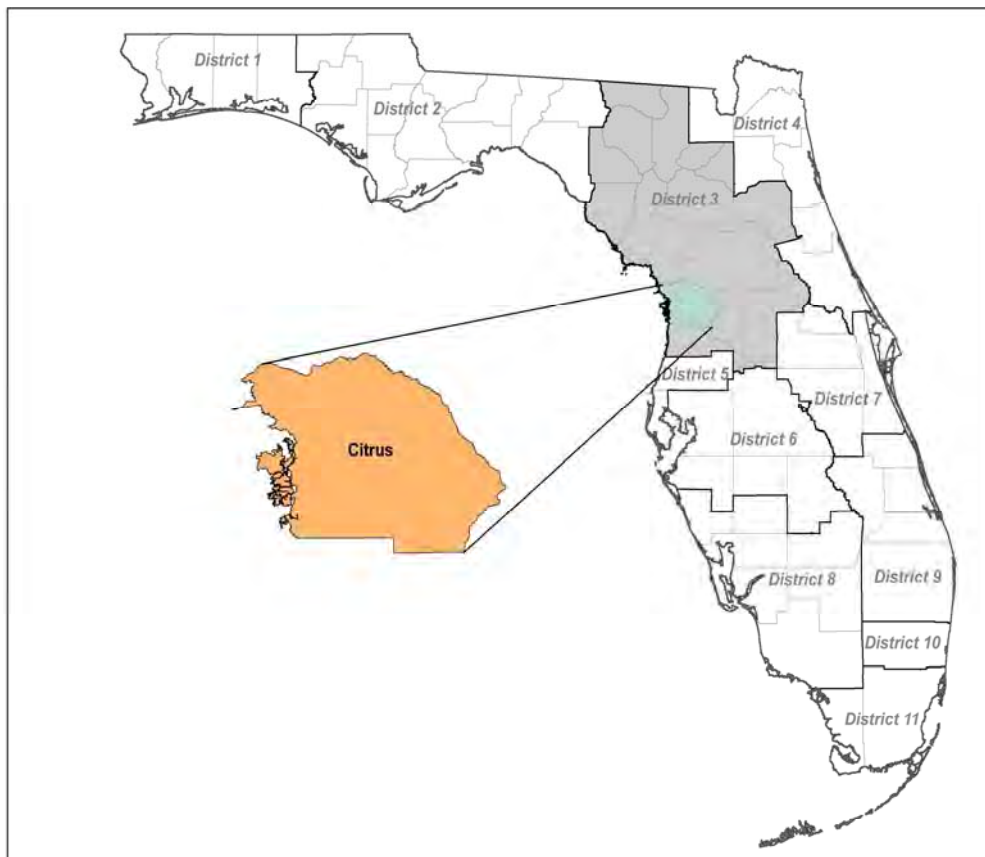
**Table 1.** Citrus County population, race, and ethnicity versus Florida.

	<u>County</u>		<u>Florida</u>	
	Number	Percent	Number	Percent
Total Population	137,568		18,478,309	
Asian	1,513	1.1	386,197	2.1
Black	3,852	2.8	2,860,442	15.5
White	129,314	94	13,993,623	75.7
Other	2,889	2.1	12,3047	6.7
Hispanic	5,090	3.7	3,695,662	20
Female	71,398	51.9	9,464,590	51.2
Male	66,170	48.1	9,013,719	48.8
Prison	0	0	88576	0.5

Source: ESRI Business Solutions Population Data, 2006; Florida Department of Corrections, 2006.



Source: ESRI Business Solutions Population Data, 2006; Florida Department of Corrections, 2006.



# Citrus County School District Overview

**Table 2.** Citrus County Schools enrollment 2007-2008.

Central Ridge Elementary	NA
Citrus Springs Elementary	1066
Crystal River Primary	666
Floral City Elementary	418
Forest Ridge Elementary	808
Hernando Elementary	736
Homosassa Elementary	357
Inverness Primary	747
Lecanto Primary	898
Pleasant Grove Elementary	711
Rock Crusher Elementary	725
Citrus Springs Middle	810
Crystal River Middle	906
Inverness Middle	1148
Lecanto Middle	812
Citrus High	1677
Crystal River High	1332
Lecanto High	1756
Academy of Environmental Sciences	65
Brown School	NA
CREST	186
Cypress Creek	83
Horizon Center	47
Renaissance Center	128
Withlacoochee Technical	83
District Total	16165

Source: Citrus County Schools District, 2008.

The School Environmental Safety Incident Reporting (SESIR) collects data on 22 incidents of crime, violence, or disruptive behaviors that occur on school grounds or are directly school related functions. The reported incidences are for the 2006-2007 school year. The 2007-2008 school year data will not be released until January 2009. The following tables contain discipline referrals for the 2006-2007 school year.

2006-2007 School-Level SESIR Incidents And Resultant Disciplinary Actions Report															
Citrus County School District	Type of SESIR Incident	Total # SESIR Incidents*	Incidents Having Appropriate Disciplinary Matches	Corporal Punishment	In-School Suspension	Out-Of-School Suspension	Total Matching Disciplinary Actions by Category**								
							Expelled, With No Continuing Ed Svs.	Expelled, With Continuing Ed Svs.	Alternative Placement	Suspension Extended Pending Hearing	Other SESIR-Defined	Change in Placement			
Citrus County School District	Alcohol	1	1	0	1	0	0	0	0	0	0	0	0	0	0
	Arson	1	0	0	0	0	0	0	0	0	0	0	0	0	0
	Battery	6	3	0	0	3	0	0	0	0	0	0	0	0	0
	Disruption on Campus	3	2	0	1	1	0	0	0	0	0	0	0	0	0
	Drug Use/Possession	17	8	0	0	8	0	0	0	0	0	0	0	0	0
	Fighting	56	26	0	3	23	0	0	0	0	0	0	0	0	0
	Other Major Larceny/Theft	3	1	0	0	1	0	0	0	0	0	0	0	0	0
	Other Major Larceny/Theft	18	4	0	0	4	0	0	0	0	0	0	0	0	0
	Harrasment	4	3	0	0	3	0	0	0	0	0	0	0	0	0
	Sexual Offense	4	1	0	0	1	0	0	0	0	0	0	0	0	0
	Tobacco	16	8	0	8	0	0	0	0	0	0	0	0	0	0
	Threat / Intimidation	8	5	0	0	5	0	0	0	0	0	0	0	0	0
	Vandalism	8	3	0	0	3	0	0	0	0	0	0	0	0	0
	Total	145	65	0	13	52	0	0	0	0	0	0	0	0	0
Citrus Springs Middle School	Alcohol	5	3	0	0	1	0	0	0	0	0	0	0	0	0
	Battery	5	2	0	0	2	0	0	0	0	0	0	0	0	0
	Fighting	1	1	0	0	1	0	0	0	0	0	0	0	0	0
	Total	13	6	0	0	4	0	0	0	0	0	0	0	0	0
Crystal River High School	Battery	2	0	0	0	0	0	0	0	0	0	0	0	0	0
	Drug Sale/Distribution	2	2	0	0	0	0	0	0	0	0	0	0	0	0
	Drug Use/Possession	11	3	0	0	1	1	1	1	1	1	1	0	0	0
	Total	15	5	0	0	1	3	1	1	1	1	1	0	0	0
Crystal River Middle School	Alcohol	1	1	0	0	1	0	0	0	0	0	0	0	0	0
	Drug Sale/Distribution	1	0	0	0	0	0	0	0	0	0	0	0	0	0
	Drug Use/Possession	1	1	0	0	1	0	0	0	0	0	0	0	0	0
	Total	2	2	0	0	2	0	0	0	0	0	0	0	0	0
Total	Alcohol	5	4	0	0	4	0	0	0	0	0	0	0	0	0
	Battery	18	10	0	0	10	0	0	0	0	0	0	0	0	0
	Drug Use/Possession	18	11	0	0	11	0	0	0	0	0	0	0	0	0
	Total	55	27	0	0	27	0	0	0	0	0	0	0	0	0

Source: Citrus County Schools District, Florida Department of Education 2008.



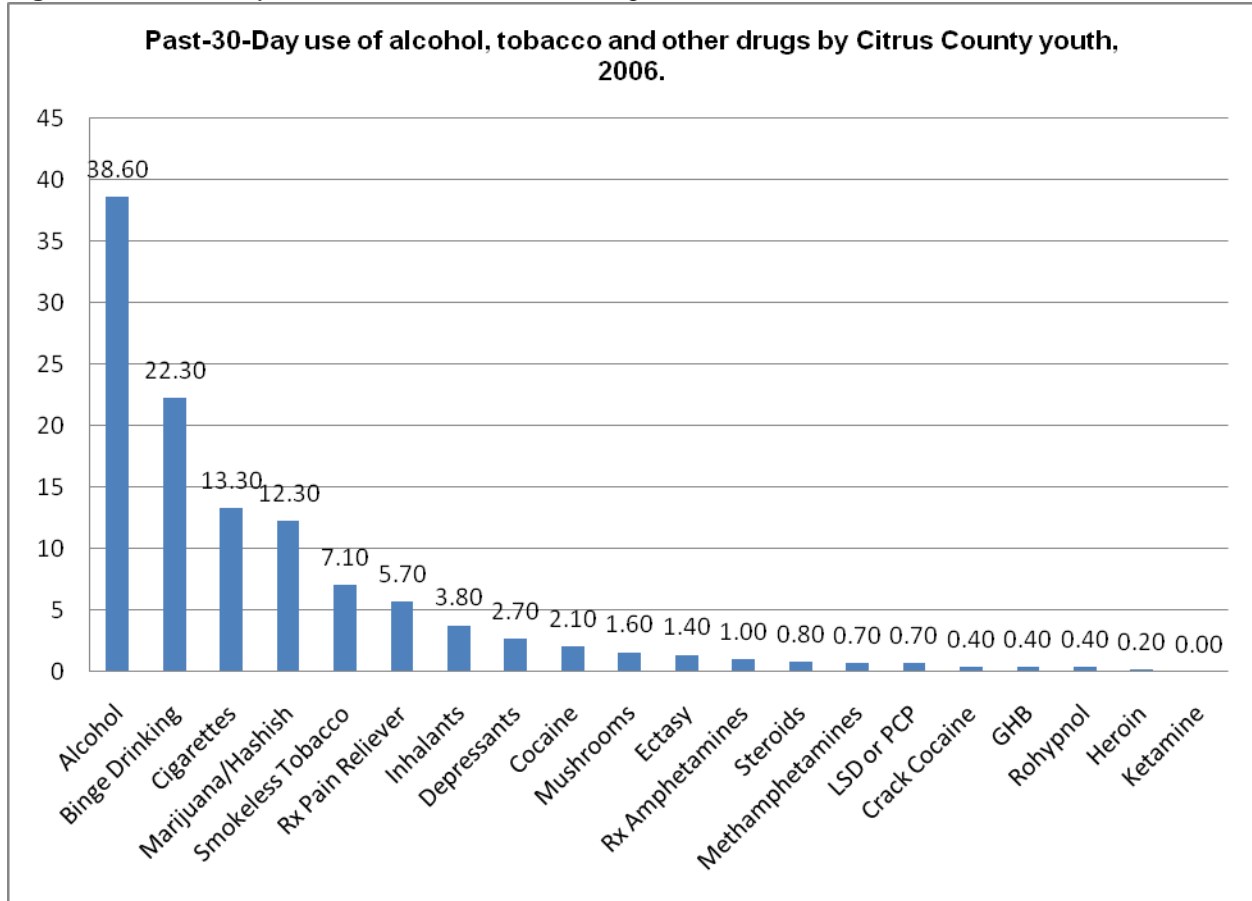
2006-2007 School-Level SESIR Incidents And Resultant Disciplinary Actions Report													
Citrus County School District	Type of SESIR Incident	Total # SESIR Incidents*	Incidents Having Appropriate Disciplinary Matches	Corporal Punishment	In-School Suspension	Out-Of-School Suspension	Total Matching Disciplinary Actions by Category**				Other SESIR-Defined	Change in Placement	
							Expelled	Expelled, With No Continuing Ed Svs.	Expelled With Continuing Ed Svs.	Alternative Placement			Suspension Extended Pending Hearing
Homosassa Elementary School	Fighting	2	0	0	0	0	0	0	0	0	0	0	0
	Vandalism	1	0	0	0	0	0	0	0	0	0	0	0
	Total	3	0	0	0	0	0	0	0	0	0	0	0
Inverness Middle School	Alcohol	6	5	0	0	5	0	0	0	0	0	0	0
	Drug Sale/ Distribution	1	0	0	0	0	0	0	0	0	0	0	0
	Sexual Offense	1	0	0	0	0	0	0	0	0	0	0	0
Lecanto High School	Total	8	5	0	0	5	0	0	0	0	0	0	0
	Alcohol	7	7	0	0	6	1	0	0	0	0	0	0
	Arson	1	1	0	0	1	0	0	0	0	0	0	0
	Battery	7	5	0	1	4	0	0	0	0	0	0	0
	Disruption on Campus	2	2	0	0	2	0	0	0	0	0	0	0
	Drug Sale/ Distribution	1	0	0	0	0	0	0	0	0	0	0	0
	Drug Use/ Possession	15	10	0	0	6	4	0	0	0	0	0	0
Fighting	48	42	0	3	38	1	0	0	0	0	0	0	
Lecanto Middle School	Other Major	1	0	0	0	0	0	0	0	0	0	0	0
	Sexual Offense	1	1	0	0	1	0	0	0	0	0	0	0
	Tobacco	32	24	0	2	21	1	0	0	0	0	0	0
Pleasant Grove Elementary School	Threat/ Intimidation	5	4	0	1	3	0	0	0	0	0	0	0
	Vandalism	1	1	0	0	1	0	0	0	0	0	0	0
	Total	121	97	0	7	83	7	0	0	0	0	0	0
District	Drug Use/ Possession	4	1	0	0	1	0	0	0	0	0	0	0
	Sexual Harrassment	1	1	0	0	1	0	0	0	0	0	0	0
	Total	5	2	0	0	2	0	0	0	0	0	0	0
District	Threat / Intimidation	1	1	0	0	1	0	0	0	0	0	0	0
	Total	1	1	0	0	1	0	0	0	0	0	0	0
	Total	316	185	0	20	152	10	1	4	0	0	0	0

Source: Citrus County Schools District, Florida Department of Education 2008.



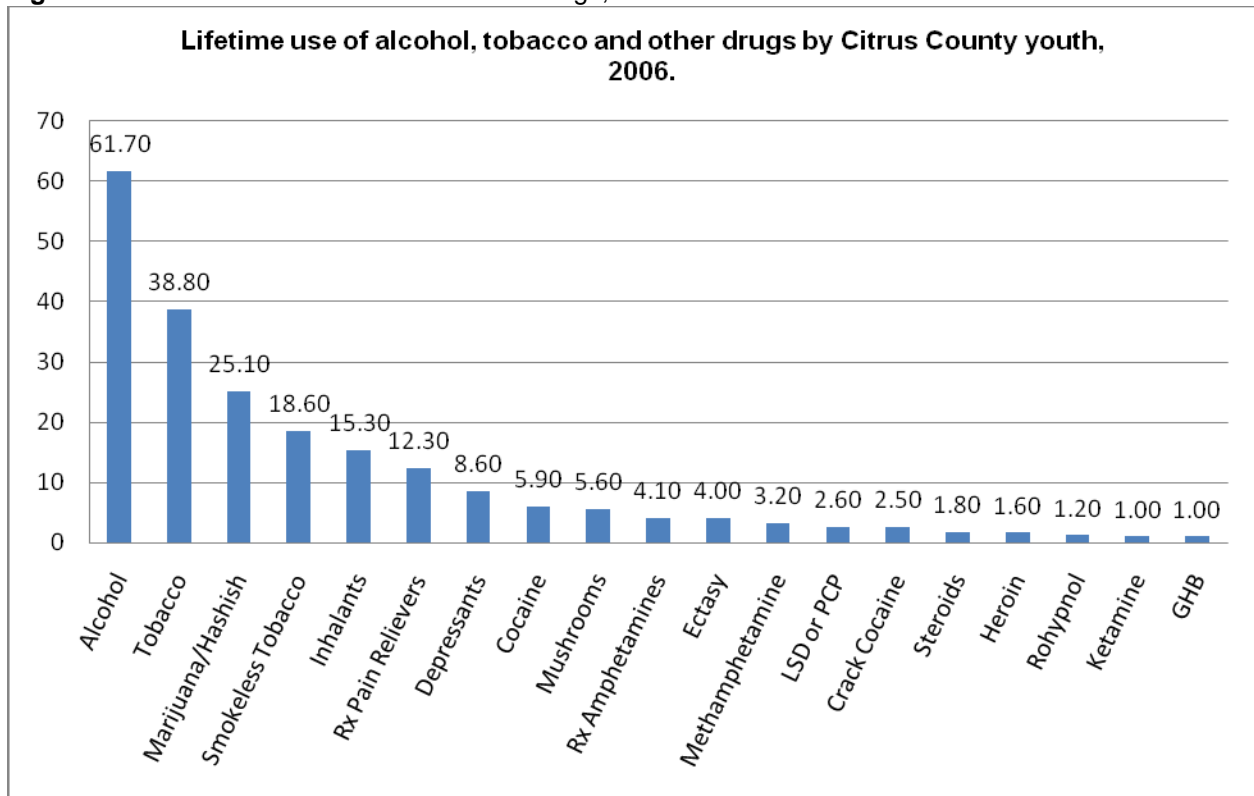
The Florida Youth Substance Abuse survey is conducted on an annual basis. The survey is collected at a county level on even number years and at a state level on odd number years. Though the survey was collected in 2008 for Citrus County the results are currently unavailable. The following illustrates the results for past 30-day use and lifetime use of alcohol, tobacco and other drugs for Citrus County in 2006.

**Figure 1. Past 30 Day Use of Alcohol and Other Drugs, 2006.**



Source: Florida Youth Substance Abuse Survey Database, 2006.

**Figure 2.** Lifetime Use of Alcohol and Other Drugs, 2006.



Source: Florida Youth Substance Abuse Survey Database, 2006.

The following represents discipline data for Citrus County Schools for the 2006-2007 and 2007-2008 school years. The categories are divided into high school, middle school, and elementary school with sixth grade and ninth grade specifically identified.

Table 4. Citrus County School Discipline Data 2006-2007 and 2007-2008.

Citrus County School	2006-07	2007-08
<b>Elementary</b>		
K-5 district wide, number of total discipline referrals	1396	2039
<b>Middle</b>		
Grades 6-8 district wide, total numbers of all discipline incidents.	9021	7296
Grade 6 only, district wide, number of total discipline referrals	2154	1827
Grades 6-8 district wide, total number of discipline referrals for threatening and intimidation	60	25
<b>High School</b>		
Grade 9 district wide, total number of discipline referrals for threatening and intimidation	28	13
Grade 9, district wide, total number of all discipline referrals	6358	4956
Grades 9-12 district wide, total number of all discipline incidents.	10,247	10,332
Grades 9-12 district wide, total number of discipline referrals for threatening and intimidation	80	31

Source: Citrus County School District, 2008.

## ***Evaluation Components***

The purpose of the evaluation is to determine if Citrus County Public Schools is utilizing its SDFS funding in a manner to support effective programs that prevent violence in schools and that prevent illegal use of alcohol, tobacco, and other drugs. SDFS funds go to all school districts in Florida to support the teaching of curricula that will educate school children on the violent behavior and the effects of alcohol, tobacco, and other drugs (ATOD), and develop programs to reduce violent behavior in schools, make safer learning environment in schools, and reduce the consumption of ATOD.


## **Faculty and Student Surveys**

A critical element of this evaluation is the collection of faculty and student surveys. This allows the SDFS liaison and evaluation staff to gain a better understanding of current faculty and student involvement. In 2008, WellFlorida worked with the SDFS staff to develop specific surveys to address each of the SDFS components.

Surveys were developed for each of the following SFDS programs: Project Alert, Too Good for Drugs and Violence, Second Step, Link Crew, and WEB.

The following will consist of an explanation of each of the individual programs along with the survey and responses.

# Project Alert





# Project Alert

Project Alert is a classroom-based substance abuse prevention program. The program is used to motivate students against drug use, teach ways to resist use, and to address issues that deter drug use in the future. The program addresses tobacco, alcohol, marijuana, and inhalants.

The program is implemented by the School Resource Officers (SRO) in designated middle schools. School Resource Officers were originally trained during the 2004-2005 school year. At the beginning of the 2007-2008 school year any new School Resource Officers was trained as well. The Project Alert program was implemented at four schools consisting of seventh and eighth grade students, ages 12-14. The program typically begins in the seventh grade and ends in the eighth grade.

The program is sustained in part by the Citrus County Sheriff’s Department for the salary of the School Resource Officer. The Citrus County School Board and Title IV funds provided support in the implementation of the program to include training, supplies, and any additional materials as warranted.

A total of 753 students were surveyed that have participated in the Project Alert program during the 2007-2008 school year.

1. I feel comfortable going to the SRO at my school to discuss marijuana use?	Count	Percent
False	96	12.7
Not Sure	151	20.1
True	506	67.2
Total	753	100.0

Source: Citrus County Survey Database, WellFlorida, 2008.

As seen in question one over 67 percent of surveyed students feel comfortable discussing marijuana use with the School Resource Officer. This shows a strong impact upon the students. While the remaining 38.2 percent felt either unsure or uncomfortable discussing marijuana with the SRO, this number is still relatively low.

2. The SRO at my school has spoke to me about marijuana use?	Count	Percent
False	97	12.9
Not Sure	59	7.8
True	597	79.3
Total	753	100.0

Source: Citrus County Survey Database, WellFlorida, 2008.

Almost 80 percent of respondents report that the SRO has discussed marijuana use during the current school year. Only 12.9 percent state that the SRO has not discussed marijuana with them, while 7.8 percent are either unsure or do not recall the discussion. The responses continue to demonstrate that the SRO has fulfilled the requirements of the program. While some students may be absent or do not remember the discussion, the high response rate for students that report the SRO did discuss marijuana use justifies that the program is being executed.

3. I have used marijuana within the last 30 days?	Count	Percent
False	686	91.1
Not Sure	42	5.6
True	25	3.3
Total	753	100.0

Source: Citrus County Survey Database, WellFlorida, 2008.

It is important to remember that while every effort is made to get valid data from students, some students will either embellish or respond untruthful on any survey. The data regarding past 30 day marijuana drug use among respondents indicate that 91.1 percent state that they have not used the illegal substance. 5.6 percent are unsure or do not recall and 3.3 percent state that they have used marijuana within the past 30 days.

4. The SRO at my school helps me make decisions not to use marijuana?	Count	Percent
False	76	10.1
Not Sure	93	12.4
True	584	77.6
Total	753	100.0



Source: Citrus County Survey Database, WellFlorida, 2008.

As seen with the previous questions, the response rate for students stating that they have been positively impacted by the SRO remains high (77.6 percent). The response rate of those reporting that they have either not been influenced or are unsure if they have been influenced is 10.1 percent and 12.4 percent, respectively.

### **Recommendations:**

As the evaluator of the program, WellFlorida Council would recommend conducting an additional survey at the beginning of the program year and another at the end of the year to gauge whether attitudes and behaviors have been influenced by the program. It is also recommended that randomly selected schools and students participate in student focus groups to further understand the direct impact of the program and its intended goals.

# Too Good For Drugs & Violence



## ***Too Good for Drugs and Violence***

The *Too Good for Drugs and Violence* program is a classroom-based substance abuse and violence prevention program. The program consists of seven to eight 40-60 minute based lessons. Trained teachers used specified curricula and workbooks to address aggression, tobacco, alcohol, and illegal drug use. The program has been designated as a model program by the Substance Abuse and Mental Health Services Administration (SAMHSA).

In Citrus County schools the program was first implemented at three high schools during the 2006-2007 school year. Four area schools were chosen this year to implement the program to ninth grade students. Health teachers in each of the schools were trained and utilized the program materials.

Over 50 classes were conducted throughout the 2007-2008 school year. Topics included marijuana and alcohol use, goal setting, conflict resolution, managing emotions, assertiveness, stress, conflict resolution, and respect for yourself and others.

The evaluation survey for this program was aimed specifically at alcohol use to gain a better perspective on student involvement in the program. There were 133 surveys collected among students that have participated in the program. The following are results of this survey.

1. I feel comfortable going to the Health Teacher at my school to discuss alcohol use?	Count	Percent
False	34	25.6
Not Sure	49	36.8
True	50	37.6
Total	133	100

Source: Citrus County Survey Database, WellFlorida, 2008.

When asked if the students felt comfortable discussing alcohol use with their Health Teacher 37.6 percent of the respondents stated that they do feel comfortable. 36.8 percent were not sure if they felt comfortable and 37.6 did not feel comfortable. While many students would not feel comfortable discussing many issues relating to alcohol or other drugs with a teacher, it is quite impressive that 50 respondents to survey out of 133 did feel comfortable confiding in their teacher.

2. The Health Teacher at my school has spoke to me about alcohol use?	Count	Percent
False	29	21.8
Not Sure	9	6.8
True	95	71.4
Total	133	100

Source: Citrus County Survey Database, WellFlorida, 2008.

Over 70 percent of students report that the teacher has spoke with them regarding alcohol use, while less than 7 percent do not recall or are unsure of the discussion. Respondents indicate that 21.8 percent did not discuss alcohol use during the program. As previously stated it is very difficult to know whether the students that indicate a false answer were absent during the lesson, not enrolled at the time the topic was discussed, or that they are providing unreliable answers.

3. I have <b>NOT</b> used alcohol in the last 30 days?	Count	Percent
False	28	21.1
Not Sure	9	6.8
True	96	72.2
Total	133	100

Source: Citrus County Survey Database, WellFlorida, 2008.

Over 72 percent of respondents state that they have not used alcohol in the past 30 days. Consistent with the previous questions 21 percent state they have used, while 6.8 percent are unsure.

4. The Health Teacher at my school helps me make decisions not to drink alcohol?	Count	Percent
False	29	21.8
Not Sure	22	16.5
True	82	61.7
Total	133	100

Source: Citrus County Survey Database, WellFlorida, 2008.



The respondents indicate that 61.7 percent feel that their Health Teacher has helped them make decisions not to drink alcohol. This percentage shows a relative influence between the amount of respondents that have not used alcohol in the past 30 days and those that have spoke with their teacher about alcohol use.



### ***Recommendations:***

As the evaluator of the program, WellFlorida Council would recommend conducting a pre and post test survey at the beginning of the lesson to gauge whether attitudes and behaviors have been influenced by the program. It is also recommended that randomly selected schools and students participate in student focus groups to further understand the direct impact of the program and its intended goals.

# Second Step



## Second Step

The *Second Step* program is a conflict resolution program for schools to use to encourage collaboration, respect, and empathy. The program covers topics and lessons aimed at developing communication skills, problem resolution, and anger management. The program was first implemented in Citrus County Elementary and Middle schools in 2001. Teachers have also been trained at the Florida Bullying Prevention Conference.

Seven schools implemented the Second Step program. The program targeted grades kindergarten to fifth grade. The following questions were asked of the administration regarding the program.

1. My school currently participates in the Second Step program?	
Citrus Springs Elementary	True
Floral City Elementary	True
Forest Ridge Elementary	True
Inverness Primary School	True
Pleasant Grove Elementary	True
Rock Crusher Elementary	True
Lecanto Primary	True

Source: Citrus County Survey Database, WellFlorida, 2008.

2. How many students have participated in Second Step in the 2007-2008 school year at your school?	
Citrus Springs Elementary	1000+ (all)
Floral City Elementary	100-200 at a given time
Forest Ridge Elementary	250
Inverness Primary School	All Students 700+
Pleasant Grove Elementary	350
Rock Crusher Elementary	730
Lecanto Primary	All Students

Source: Citrus County Survey Database, WellFlorida, 2008.

3. How many students participated in the Second Step program during the 2006-2007 school year?	
Citrus Springs Elementary	1000+ (all)
Floral City Elementary	100-200 at a given time
Forest Ridge Elementary	200
Inverness Primary School	All Students 700+
Pleasant Grove Elementary	Unsure - New Admin & Guidance
Rock Crusher Elementary	745
Lecanto Primary	All Students

Source: Citrus County Survey Database, WellFlorida, 2008.

4. I feel the Second Step program is a beneficial program for students?	
Citrus Springs Elementary	True
Floral City Elementary	True
Forest Ridge Elementary	True
Inverness Primary School	True
Pleasant Grove Elementary	True
Rock Crusher Elementary	True
Lecanto Primary	True


Source: Citrus County Survey Database, WellFlorida, 2008.

Approximately 3200 students participated in the Second Step program during the 2007-2008 school year. Teachers that attended previous trainings will work to train new faculty and staff in the future. All survey participants stated they felt that the program was very beneficial to the students.

### **Recommendations:**

As the evaluator of the program, WellFlorida Council would recommend conducting a pre and post test survey at the beginning of the lesson to gauge whether attitudes and behaviors have been influenced by the program. It is also recommended that randomly selected schools and students participate in student focus groups to further understand the direct impact of the program and its intended goals.

# Link Crew





## ***Link Crew***

The *Link Crew* program is a high school based transition program for incoming ninth grade students to be linked with a junior or senior mentor. The program works on the belief that if incoming students new to the high school environment have a positive influential older peer that they are more likely to succeed. The program began in 2001 with only one high school. Over the years it has expanded and been introduced at other high schools.

Three schools responded to the Link Crew survey; Citrus High School, Crystal River High School, and Lecanto High School. Crystal River School indicated that they trained one new faculty member during the 2007-2008 school, and all schools trained one to two staff members in 2006-2007.

### ***Recommendations:***

As the evaluator of the program, WellFlorida Council would recommend conducting a pre and post test survey at the beginning and end of the school year to gauge whether attitudes and behaviors have been influenced by the program. It is also recommended that randomly selected schools and students participate in student focus groups to further understand the direct impact of the program and its intended goals. To further enhance the viability of the program it is recommended that student identification numbers be compared to discipline data and tracked over the four years until the student graduates. It is also recommended that graduating seniors participate in a focus group or key informant interview to gather their personal reflection on the program to measure its benefits.

**WEB**



## **WEB**

The *Where Everybody Belongs*, or *WEB*, program is a middle school based transition program for incoming sixth grade students to be linked with an eighth grade mentor. Similar to Link Program for high schools, the program works on the belief that if incoming students new to the middle school environment have a positive influential older peer that they are more likely to succeed. The program began in 2006 with all four Citrus County Middle Schools participating.

Three of the participating schools trained new instructors during the 2007-2008 school year. A total of 11 facilitators have been trained from 2006-2008. School administration continues to support the program and feels that the program is beneficial to the students.

### ***Recommendations:***

As the evaluator of the program, WellFlorida Council would recommend conducting a pre and post test survey at the beginning and end of the school year to gauge whether attitudes and behaviors have been influenced by the program. It is also recommended that randomly selected schools and students participate in student focus groups to further understand the direct impact of the program and its intended goals. To further enhance the viability of the program it is recommended that student identification numbers be compared to discipline data and tracked over the four years until the student graduates. It is also recommended that graduating seniors participate in a focus group or key informant interview to gather their personal reflection on the program to measure its benefits.

## Summary of Recommendations

There are a variety of recommendations to consider for further development and impact in the future of the SDFS program. The following section outlines the recommendations made throughout this evaluation including some general comments for clarification of each recommendation.

*Recommendation 1. Ensure that future Evaluation Plans for the Citrus County Public Schools Safe and Drug Free Schools Program are thoroughly reviewed to maintain consistency and accuracy of the stated evaluation objectives and project components/deliverables.*

The SDFS program liaison should work closely with WellFlorida staff to ensure the accuracy of all future Evaluation Plans, specifically relating to the development of the outcome objectives and baseline information that will be used to measure the effectiveness of the program.

*Recommendation 2. Development of pre and post tests of all programs to gauge attitudes and behaviors at the beginning of the school year and the end of the school year*

This will allow the evaluator to have a baseline survey at the beginning of the year and allow for comparison at the end of the year.

*Recommendation 3. Track students in the WEB and Link Crew programs throughout their middle and high schools years using the student identification number to assess their overall discipline referrals and attendance. Students should also participate in focus groups during their sixth grade year, freshmen year, and senior year to gather overall opinions on the process over the entire length of the program.*

This will provided direct evidence and influence of the program upon the student. The long-term goal measurement of the students' attitudes and behaviors over their entire involvement in the program will better justify the impact and success of the mentoring programs.

## *Appendices*

- A. Project Alert Survey
- B. Too Good for Drugs and Violence Survey
- C. Second Step Survey
- D. Link Crew Survey
- E. WEB Survey

***Appendix A***  
Project Alert Survey

## 2007-2008 STUDENT *PROJECT ALERT* SURVEY

1. I feel comfortable going to the SRO at my school to discuss marijuana use?

True     False     Not Sure

2. The SRO at my school has spoke to me about marijuana use?

True     False     Not Sure

3. I have used marijuana within the last 30 days?

True     False     Not Sure

4. The SRO at my school helps me make decisions not to use marijuana?

True     False     Not Sure

## ***Appendix B***

### Too Good for Drugs and Violence Survey



**2007-2008 STUDENT *TOO GOOD FOR DRUGS AND VIOLENCE* SURVEY**

1. I feel comfortable going to the Health Teacher at my school to discuss alcohol use?

True  False  Not Sure

2. The Health Teacher at my school has spoke to me about alcohol use?

True  False  Not Sure

3. I have **NOT** used alcohol in the last 30 days?

True  False  Not Sure

4. The Health Teacher at my school helps me make decisions not to drink alcohol?

True  False  Not Sure

***Appendix C***  
Second Step Survey

School Name: \_\_\_\_\_  
Completed By: \_\_\_\_\_ (Guidance Counselor)

### 2007-2008 SECOND STEP SURVEY

1. My school currently participates in the Second Step program?

\_\_\_ True \_\_\_ False \_\_\_ Not Sure

2. How many students have participated in Second Step in the 2007-2008 school year at your school?

\_\_\_\_\_

3. How many students participated in the Second Step program during the 2006-2007 school year?

\_\_\_\_\_

4. I feel the Second Step program is a beneficial program for students?

\_\_\_ True \_\_\_ False \_\_\_ Not Sure

***Appendix D***  
Link Crew Survey

School Name: \_\_\_\_\_

Completed By: \_\_\_\_\_

**2007-2008 LINK CREW SURVEY**

1. My school currently participates in the *LINK CREW* program?

\_\_\_ True \_\_\_ False \_\_\_ Not Sure

2. How many instructors have completed Link Crew training in the 2007-2008 school year at your school?

\_\_\_\_\_

3. How many instructors completed Link Crew training during the 2006-2007 school year?

\_\_\_\_\_

4. I feel the Link Crew program is a beneficial program for students?

\_\_\_ True \_\_\_ False \_\_\_ Not Sure

***Appendix E***  
WEB Survey

School Name: \_\_\_\_\_

Completed By: \_\_\_\_\_

**2007-2008 WEB SURVEY**

1. My school currently participates in the *WEB* program?

\_\_\_ True \_\_\_ False \_\_\_ Not Sure

2. How many instructors have completed *WEB* training in the 2007-2008 school year at your school?

\_\_\_\_\_

3. How many instructors completed *WEB* training during the 2006-2007 school year?

\_\_\_\_\_

4. I feel the *WEB* program is a beneficial program for students?

\_\_\_ True \_\_\_ False \_\_\_ Not Sure